


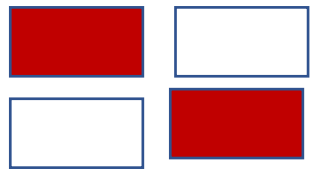





# QOVC PARADE SQUARE 2023



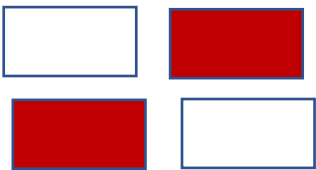
Two red 5 inch squares  
Two white 5 inch squares  
Two red 2.5 x 5 inch  
Two white 2.5 x 5 inch  
Two red 2.5 x 7 inch  
Two white 2.5 x 7 inch



Sew one red square and one white square together (twice)



Sew all 4 blocks together  
(White touching red, red touching white)



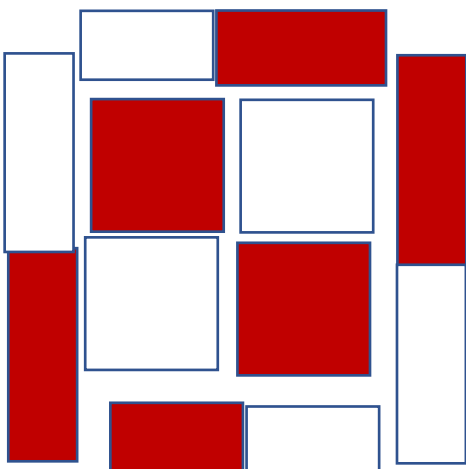
Sew red 2.5 inch x 5 inch to white 2.5 x 5 (twice)



Sew red 2.5 inch x 7 inch to white 2.5 x 7 (twice)



Sew a 9.5 x 2.5 strip to the top of square  
Sew a 9.5 x 2.5 strip to the bottom of square.



Sew a 13.5 x 2.5 strip to each side of the square

Finished block is 13.5 x 13.5 inches

*\*All seams are 1/4 inch*

*Iron toward the dark fabric*

**\*Please use red and white or Northcott Oh Canada Red and Beige**

**\*If making more than one block consider cutting strips to save time**

**Quilt is 5 blocks by 6 blocks (30 blocks)**